

Sanitario Ecologico by Alberto Ysunza Ogazon

The pictures are taken from a comic book published by Alberto Ysunza Ogazon, in 2003. Alberto is Head of the Department of Experimental and Rural Studies of the National Institute of Medical Science and Nutrition Salvador Zubirán in Mexico.

Author: Alberto Ysunza Ogazon

For this issue we have chosen several pages of the comic book which shall allow to tell the whole story in short form.


Short summary of the story: The comic starts with the description of the hygienic situation for a family living in Oaxaca, Mexico. The daughter of a family living in the countryside in Mexico is getting sick, but traditional medicine is not effective. The family is looking for other solutions and learns from a local NGO about the advantages of urine diverting dry toilets (UDDTs). The comic illustrates in detail how the family is constructing an UDDT, how it is operated, the advantages of UDDTs and how it works. At the end the family is proud of their new toilet and the improved hygienic situation.

The text has been translated from Spanish to English by Christina Ehgartner.

The full version of the comic can be downloaded from the SuSanA homepage: <http://www.susana.org/lang-en/library?view=ccbctypeitem&type=2&id=794>



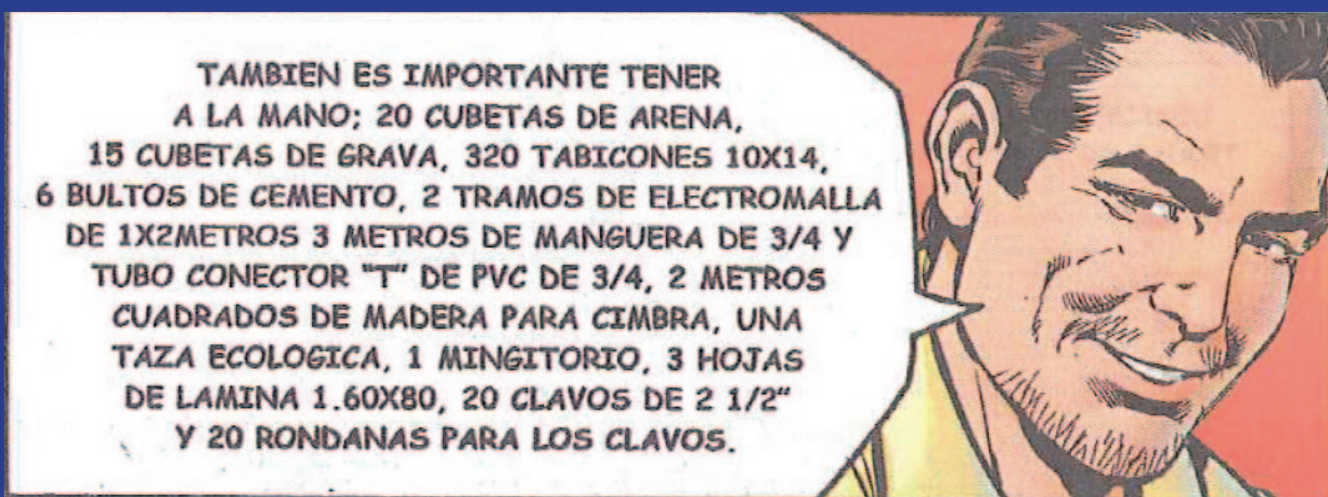
...Mam, my belly still hurts.
... Now it is enough. I will take you to the facilitator Lucy.
... Good afternoon Lucy. Can you please have a look on my girl, who says that she suffers from a lot of pain in her belly.
... Sure Madame Chena, come in.




... Let's see Josefina. Tell me since when do you have your belly ache?
... Yesterday I woke up with a lot of pain. Then I was with Mr. Simon who massaged my belly. Afterwards it was a little better. But then I went to the toilet and many worms came out.
... I think your daughter has a belly ache because she has parasites. Don't worry lady. You will have to give her 4 drops of this micro-dosis of Epazote for 5 days. You will see she will be cured very fast.



... Sorry Mr. Moy, but how are we going to construct the toilet, if this is new for everybody?
... Don't worry. We from Ceciproc will facilitate you. At the same time you can help us to construct an urine diverting dry toilet in two days. It will be constructed at the community school.
... We only need a shovel, a hammer, a brick trowel, a plastic bucket, a threat, a water level, a mortar board and tongs.




... It is also important to have: 20 buckets of sand, 15 buckets of gravel, 320 bricks 10x14, 6 bags of cement, 2 pieces of iron fence 1x2 meters, 3 meters of water pipe of 3/4, and a PVC T connection of 3/4, 2 m² of wood for the casing, one squatting pan, one urinal, 3 metal sheets 60x80, 20 nails 2 1/2 inches and 20 nuts for the nails.
... Once we have the tools and the materials, we can continue to clean and level the space where the UDDT will be constructed.



... Then you put the metal fence.
... The casing is made from wood.

PRODUCCION DE ALIMENTOS CON ABONO ORGANICO



AL MEZCLAR UNA PARTE DE ORINA CON CINCO PARTES DE AGUA SE OBTIENE UREA. UN EXCELENTE ABONO PARA SUS PLANTAS



EL ABONO ORGANICO SE OBTIENE CUANDO UNA DE LAS CAMARAS DE RECOLECCION SE LLENA Y SU UTILIZACION SE DETERMINA UNA VEZ QUE SE SECA COMPLETAMENTE



... PRODUCTION OF FOOD WITH ORGANIC FERTILIZER.

... When you mix 1 part of urine with 5 parts of water you will obtain urea, an excellent fertilizer for your plants.

... The organic fertilizer is obtained as soon as one of the collection chambers is full. It's use is determined when it is completely dry.